



Olfactory receptor 7C2 Polyclonal Antibody

Catalog No	YP-Ab-13625
Isotype	IgG
Reactivity	Human;Rat;Mouse;
Applications	WB;ELISA
Gene Name	OR7C2
Protein Name	Olfactory receptor 7C2
Immunogen	The antiserum was produced against synthesized peptide derived from human OR7C2. AA range:198-247
Specificity	Olfactory receptor 7C2 Polyclonal Antibody detects endogenous levels of Olfactory receptor 7C2 protein.
Formulation	Liquid in PBS containing 50% glycerol, 0.5% BSA and 0.02% sodium azide.
Source	Polyclonal, Rabbit,IgG
Purification	The antibody was affinity-purified from rabbit antiserum by affinity-chromatography using epitope-specific immunogen.
Dilution	Western Blot: 1/500 - 1/2000. ELISA: 1/10000. Not yet tested in other applications.
Concentration	1 mg/ml
Purity	≥90%
Storage Stability	-20°C/1 year
Synonyms	OR7C2; OR7C3; Olfactory receptor 7C2; Olfactory receptor 19-18; OR19-18; Olfactory receptor 7C3; Olfactory receptor OR19-22
Observed Band	35kD
Cell Pathway	Cell membrane; Multi-pass membrane protein.
Tissue Specificity	
Function	function:Odorant receptor .,similarity:Belongs to the G-protein coupled receptor 1 family.,
Background	olfactory receptor family 7 subfamily C member 2(OR7C2) Homo sapiens Olfactory receptors interact with odorant molecules in the nose, to initiate a neuronal response that triggers the perception of a smell. The olfactory receptor proteins are members of a large family of G-protein-coupled receptors (GPCR) arising from single coding-exon genes. Olfactory receptors share a 7-transmembrane domain structure with many neurotransmitter and hormone receptors and are responsible for the recognition and G protein-mediated transduction of odorant signals. The olfactory receptor gene family is the largest in the genome. The nomenclature assigned to the olfactory receptor genes and proteins for this organism is independent of other organisms. [provided by RefSeq, Jul 2008],



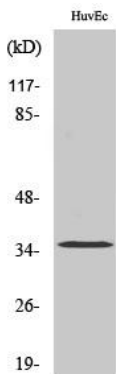
matters needing attention

Avoid repeated freezing and thawing!

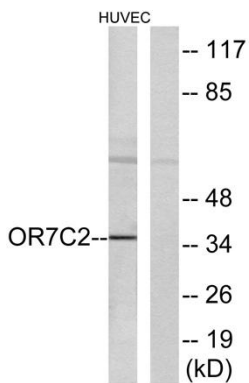
Usage suggestions

This product can be used in immunological reaction related experiments. For more information, please consult technical personnel.

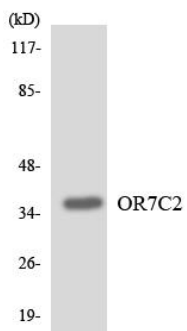
Products Images



Western Blot analysis of various cells using Olfactory receptor 7C2 Polyclonal Antibody



Western blot analysis of lysates from HUVEC cells, using OR7C2 Antibody. The lane on the right is blocked with the synthesized peptide.



Western blot analysis of the lysates from HeLa cells using OR7C2 antibody.